



WHAT TO EXPECT ON THE DAY OF THE SHOW

MOTOR CITY DANCE FACTORY
PRESENTS
ITS 24TH ANNUAL PRODUCTION

SCHOOL DAYS AT MOTOR CITY HIGH

MOTOR CITY DANCE FACTORY

SHOW A	SHOW B	SHOW C	SHOW D
1PM SATURDAY	6PM SATURDAY	1PM SUNDAY	6PM SUNDAY
MAY 16, 2026	MAY 16, 2026	MAY 17, 2026	MAY 17, 2026

MICHAEL GUIDO THEATRE
@FORD COMMUNITY AND PERFORMING ARTS CENTER
15801 MICHIGAN AVE, DEARBORN, MI 48126
WWW.MOTORCITYDANCEFACTORY.COM



SHOW DETAILS - SHOW D

Your M.C.D.F. dancer will participate in Motor City Dance Factory's 24th annual production "School Days at Motor City High" on **Sunday May 17, 2026 at 6 PM** at the Ford Community and Performing Arts Center in Dearborn. This will be an exciting day, so please take the time to read these important notes so that the day will run smoothly.

CHECK IN

Volunteers - Please arrive between 4:30 and 4:45 PM to prepare for student arrival (your dancer may come with you)

All students - Check in to dressing rooms at 5:00PM

Dancers should arrive at their call time listed above, **STAGE-READY, in their first costume with their hair and makeup done.** Only registered volunteers will be permitted to remain in the dressing areas at this time. No parents or guests will be allowed to stay in the theatre OR in the dressing room as the dancer prepares for the show. Unless you are a volunteer, be prepared to leave your child. The theatre will open for guests approximately 30-45 minutes prior to showtime.

MCDF Tip: We suggest students bring ALL of their labeled costumes, shoes, and other belongings in a decorated, clear tub for easy clean up.

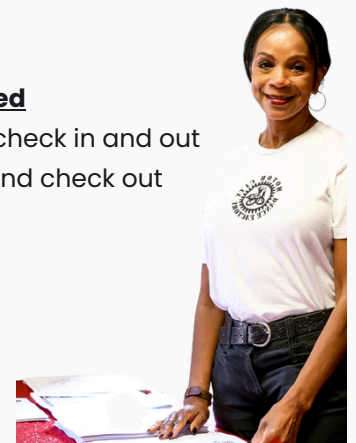
For check in process to run smoothly:

- Have student fully dressed in costume
- Have student emergency form / info sheet **completed**
- You will receive a unique QR code for your dancer's check in and out
- Please have this code available for easier check in and check out

Station 1 - Creative Movement / Get it Girl / Boys

Station 2 - Competition Team Dancers

Station 3 - All other dancers



STILL NEED TICKETS?

Tickets are sold on line through Dance Recital Ticketing. On the day of the show tickets may be purchased online or in person at the theatre.



COSTUMES

Put the student's name on EVERYTHING!!! Every costume, headpiece, accessory, and shoe should have the student's name clearly labeled. Take costumes out and steam them in a shower if the tutus are wrinkled. Use labeled clear plastic tub (instead of a bag) with everything in it. For younger dancers, please put a picture on the box and decorate it to make it easy to identify. You may also use Ziplock Bags for accessories, shoes, extra tights, and anything else.

Do not forget these important items:

- Proper Shoes
- Tap shoes should have VELCRO CLOSURES or BUCKLES for younger dancers – no ribbons
- Revolution TOAST Tights should be NEW and free of holes, runs, beads, and discoloration.
- Accessories (Headpieces, ribbons, props) and everything secured to costume or head
- Make sure all straps and pieces are sewn to the costume
- Bobby Pins
- Hair brush and comb
- Lip Gloss or lipstick for touch ups

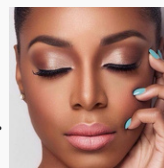
Important reminders about costumes:

- Girls - Tights have underwear lining in them. Girls should not wear panties or undershirts with their costumes (excluding hip hop only students). If a bra is necessary make sure it does not show; however, it should provide ample support (ie Nude Dance bra with clear straps)
- NO candy or gum on stage
- Remember to feed dancer before they arrive and use the bathroom at check-in
- No colored nail polish or toe nail polish. Clear or nude polish is acceptable.
- Do not wear any jewelry (necklaces, rings, bracelets, ect.) Pierced ears may wear small diamond-like studs – No hoops!

HAIR AND MAKE-UP

Reminder: Students are to arrive on time with stage make-up and hair done!

Make up – Neutral Eyes with liner and mascara, blush, bring lip gloss / lip stick.




Hair – For our production, the hairstyles for girls **based on their age group.**

- **Single Crown Bun – Creative Movement / Get It Girl All Kinder and Primary Classes**



- **Single Low Bun – Mini / Fundamentals and older (including Mini to Adv. Hip Hop Classes)**



Please make sure hairpieces are in securely

THEATRE

Please have your tickets ready upon arrival; printed tickets are preferred for groups, but mobile tickets are acceptable. Distribute tickets to guests in advance to prevent seating delays, and please sit in your assigned seat.

Children under 2 without tickets must sit on an adult's lap. Avoid bringing infants if possible, and refrain from entering or exiting during performances. Flash photography and loud behavior are not allowed.

For ADA seating requests, email motorcitydance@gmail.com, as it is limited and reserved for those needing accommodations with one companion.

PROCEDURES AND BACKSTAGE SAFETY

- *After the grand finale, one designated parent / guardian must come to the assigned pick up area / dressing room. Please present QR code you receive to check out*
- *For the safety of our dancers, students will not be released early, unless prior arrangements have been made with the studio director by Thursday May 14th.*
- For your dancer's safety, ONLY students and volunteers will be allowed in the dressing areas and backstage. No visitors are allowed in the dressing areas.
- Please talk to your child about being on good behavior. Loud talking, disrespectful behavior, wandering around the venue, horseplay, etc. will NOT be tolerated.
- If there is an emergency or the parent volunteers need you for any reason, they will text you (**the number on the dancer info sheet**) to meet in the lobby area nearest the dressing room.
- Students will have a video feed in the Studio A large dressing room to view show

FOOD

Students should bring a peanut free small snack / meal. Please think of the costumes and avoid food that is greasy and will stain. Also bring food that can be eaten easily without warming. Finally, bring healthy food that will help give the dancer energy, not make him/her tired or hyper. MCDF will provide bottled water for students.



What is my child's first costume?

Please see the order of the show to determine which costume the student should arrive to the theatre in. You will also receive an email with your student's costume order.

When and where is the recital rehearsal?

The recital rehearsal will take place at Motor City Dance Factory for most students. It will take place on Monday and Tuesday (May 11 and May 12). Select classes will rehearse May 14th at the theatre.

What do the dancers wear at the recital rehearsal?

NO COSTUMES are to be worn at the recital rehearsal. Dancers are to wear Red Leotards and Suntan tights or for those who do not wear dance attire, ALL BLACK. Dancers should wear all proper dance shoes for rehearsal.

Will the studio be open on stage rehearsal days and recital weekend?

Motor City Dance Factory will be closed Thursday May 14th – Monday May 18th. Once we move into the theatre for pre-production, we will not have any staff at the studio until Tuesday May 19th. Please make sure your dancer has all shoes, costumes, dance bags etc. prior to the close of business on Wednesday May 13th.

Can I record the show and take pictures?

We ask that you cooperate with our "No Video and Flash Photography" policy. Parents tend to stand up and stand in the aisles and/or run to the front of the theatre to record. It is very distracting and dangerous to have flash photography. It also destroys the quality of the video. Lockwood Media will be there to professionally record the show. All students will receive the video link for all four of our shows!

Do you still need volunteers?

Yes! Volunteers are imperative and make the show a success, and we still need coverage in some areas. Our volunteers will serve the younger students and act as runners to bring children to and from the stage. They will also be responsible for keeping the order in the dressing room, helping keep things clean, and signing dancers in and out. There will be a volunteer meeting at the theatre on Saturday May 2nd at 3PM. Volunteers are also encouraged to attend the theatre rehearsal meet up at 6pm on Thursday May 14th

Is my child in the finale? What do they wear?

Yes! All of the dancers are participating to be in the Grand Finale at the end of the show. Students will learn their finale dance during the last week of class and rehearse it at the recital rehearsal. **Students will wear their last costume for the finale with the recital T-shirt that is found in the Recital Package.**

Don't let your kids miss this exciting final bow!



They deserve the applause!



HELLO MY NAME IS

DANCER INFORMATION SHEET

Show A 5/16 1pm

Show B 5/16 6pm

Show C 5/17 1pm

Show D 5/17 6pm

Please complete one for each show your dancer is in. Each show is different.

Emergency Contact: _____

Cell Phone # _____

Allergies, Medical Conditions, Special Notes, or instructions:

DANCE #	CLASS / DANCE
	1
	1
	1
	1
	1
	1
	1
	1
	1
	1
	1
	1
	1
	1
	1

Complete an additional sheet or highlight a program order if necessary.